

The logo for Interior Panel Systems Limited (IPSL) is a teal square with a white border, containing the letters 'IPSL' in a white, serif, all-caps font.

IPSL

Interior Panel Systems Limited

A modern shower enclosure with glass doors and a wooden-look wall panel. The shower has a white base, a large square showerhead, and a handheld shower wand. The floor is dark wood-look planks. A white bath mat is on the floor outside the shower.

Decorative Walls, Ceilings & Floors

The easy DIY alternative to tiling.

www.interiorpanelsystems.co.uk



Decorative Walls, Ceilings & Floors

Why choose our interior panels?

Our high quality range of interior decorative wall, ceiling and floor finishes offer superior durability making them ideal for bathrooms, wet rooms and shower enclosures.

Whether you want to create a calm, relaxing space or opt for a more dramatic contemporary effect, you're sure to find the right look with Interior Panel Systems.

Available in a variety of sizes, our panels can be up to 50% faster, and therefore more economical to install than traditional tiles. Fitting is quick and easy without the need for grout, giving a seamless finish and removing risk of mould formation.

The easy DIY alternative to tiling.





Easy to clean
and ultra-low
maintenance

Seamless
hygienic finish

Waterproof
joints

10 year
guarantee

Wide choice of
colours and effects

Quick and
easy installation
- no messy grout

Waterproof,
interlocking floor
finishes

*“Great product! It looks
beautiful in my bathroom.
Good company to do
business with, quick and
prompt delivery.”* S. Pope, UK

AquaBord T&G

Tongue & Groove Wall Panel Range


The **AquaBord T&G** panel range combines luxurious effects with elegant designs, provides a highly durable and functional alternative to marble, stone or contemporary tiles.



With tongue and groove joints and a standard width of 1000mm, **AquaBord T&G** offers quick and easy grout-free installation with no visible screws or nails, making them the ideal choice for shower enclosures and wet rooms.

Available in a wide variety of colour and pattern options, **AquaBord T&G** panels enable you to create striking visual effects that will transform your bathroom.


Panel Specification



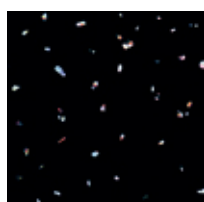
Each panel is 1m wide, 2.4m long and 10mm thick.

Panels are lightweight uPVC with a watertight tongue and groove joint. Panels should be fixed to a flat, solid surface using high-grab adhesive, 2 per panel.






Light Grey Tile Effect



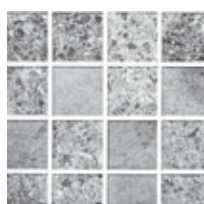
Black Sparkle




Silver Shimmer



Aqua Shimmer



Mosaic Grey Tile



Light Grey Marble*



Silver Granite




Travertine Grey




Graphite Driftwood




Grey Stone




Stone




Pergamon



White Sparkle



Sandstone



Gloss White



White Cascade



Frost White



Grey Concrete

* Available in Gloss or Matt finish.

A comprehensive range of trims is available in a wide range of colours and finishes. Please see inside back cover.

AquaBord Laminate

Wall Panel Range




The **AquaBord Laminate** range features a high pressure decorative laminate finish bonded to a water-resistant core providing a lightweight but extremely tough and hard wearing panel.

Offering superior quality combined with a super-smooth scratch-resistant finish and outstanding durability, **AquaBord Laminate** is a practical and tactile alternative to tiles.

As with AquaBord T&G, **AquaBord Laminate** provides quick and easy grout-free installation with the additional benefit of a wider panel - ideal for panelling of shower enclosures.

Panel Specification




Each panel is 1.2m wide, 2.4m long and 10mm thick.

Panels are lightweight requiring a joint trim. Panels should be fixed to a flat, solid surface using high-grab adhesive, 2 per panel.





Midnight Galaxy



Grey Mist



Pietra Grey Marble




Classic Marble



Roman Marble



Arctic Galaxy



Gloss White


A comprehensive range of trims is available in a wide range of colours and finishes. Please see inside back cover.

The **ProClad** range offers a unique finish for a broad range of applications, from bathrooms and wet rooms, to beautiful feature walls and kitchen splashbacks.

Made from solid uPVC, **ProClad** panels are extremely durable with high impact-resistance (if fitted to a solid substrate) and provide grout-free installation, creating a hygienic, easy to maintain environment.

Colour co-ordinated trims and silicone are available for all options for the finishing touch.

Panel Specification



Each panel is 1.22m wide, 2.44m long and 2.5mm thick.

Panels should be fixed to a flat, solid surface using high-grab adhesive, 2 per panel.





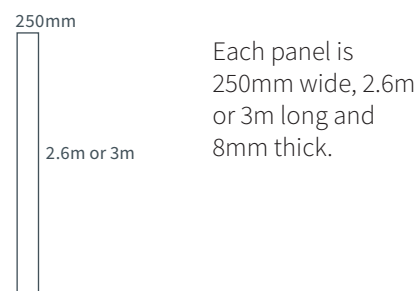
The **AquaClad** range features a wide choice of contemporary colours and patterns enabling you to create striking visual effects making your home as individual as you are.

AquaClad panels are 250mm wide, available in 2.6m or 3m lengths*, 8mm thick and supplied in packs of 4 or 5. Just like all our products, **AquaClad** wall and ceiling panels are quick and easy to install providing a seamless professional finish.


*Length dependent on colour selected. Please speak to us for further information.



Panel Specification




When used on the walls, the panels should be fixed to a flat, solid surface using high power flexi bond adhesive. For the ceiling, the panels can be screwed onto battens at 300 – 500mm intervals.






Black Rainbow Sparkle



Large Tile Graphite



Large Tile Silver




Small Tile Silver




Large Tile Platinum




Small Tile Platinum




Marmo Filo



Marmo Decor




Malmo



Gothenburg



Piedra Pastello



Helsinki




Quercia Bianco



Carrara Decor



Natural Ash**



Grey Pearl



Driftwood



Salzburg




Stockholm



Oslo



Bergen



Valladolid Nature*




Cement Tile*




Vienna




Madrid*




Tile Light Grey




Tile Marble




Tile Oyster




Tile Slate




White Sparkle



White with 2 Silver Highlights



Satin White



Gloss White

* Panels are 375mm wide
** Panels are 200mm wide

AquaWall


Tile-Effect Wall Panel Range

The **AquaWall** range features an authentic built-in grout line providing a genuine tile look and feel, without the fuss of mouldy or crumbling grout.

AquaWall tiles are made from completely solid, colour-fast, UV-resistant PVC and feature tongue and groove joints to all 4 sides to ensure 100% waterproofing.



Panel Specification




Each pack contains 8 tiles 375mm wide, 650mm long and 5mm thick.

Tiles should be fixed to a flat, solid surface using high-grab adhesive.




Polished Clear Concrete



Boston



Mystic Dark Grey



Denver




Toronto



Chicago




Washington



Ecrú



Cloudy White



Tulsa



Calacatta

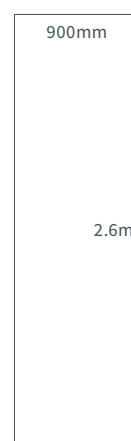


Chicago

Aquawall XL

(Available in Boston, Chicago & Washington)

Panel Specification



Single panels
900mm wide,
2.6m long and
5mm thick.

Tiles should be fixed to a flat, solid surface using high-grab adhesive.

The **AquaFloor** range is specifically designed for bathroom floors where the regular contact with water often prevents the use of traditional laminate flooring. Using the same easy fit interlockingsystem as traditional laminate flooring, but manufactured from waterproof polymers instead of MDF, **AquaFloor** gives the desired effect without the worry!

Available in two formats, tiles and planks, **AquaFloor** offers nine natural-look stone or wood effects that provide a durable, long-lasting and luxurious floor covering for both domestic and commercial applications.

Featuring 'angle-loc' glue-less installation, each tile or plank incorporates a coloured micro bevel on all four sides to further enhance the natural look.

AquaFloor offers a 'Lifetime' wear warranty for domestic applications and a '10 year' warranty for commercial applications.




Ebony



Walnut



Milano



Roma




Salvador

Each pack contains 10 planks 1220mm long by 150mm wide, providing 1.83m² floor coverage.



Dorato Stone*




Star Stone*




Slate Bronze**




Olympia*



Slate Black**



Slate Beige**




Slate Grey**

* Packs contain 7 tiles 655mm by 324mm, providing 1.49m² floor coverage.


** Packs contain 12 tiles 600mm by 300mm, providing 2.16m² floor coverage.




Helsinki*




Tokyo*



Reykjavik*



Nevada**




Wisconsin**

* Packs contain 9 planks 1280mm x 192mm providing 2.21m² floor coverage.

** Packs contain 7 planks 1280mm x 295mm providing 2.64m² floor coverage.

Finishing Trims

AquaBord T&G and AquaBord Laminate PVC & Aluminium Trims



2 Part Internal Corner Trim

2 Part Joint Trim

2 Part Edge Trim

External Corner Trim

All trims available in white, black, cream or coral.

Chrome-Effect Aluminium Profiles



Internal Corner Trim*


Joint Trim

Edge Trim*

Curved External Corner Trim

External Corner Trim

AquaWall Aluminium Trims



Silver Edge Trim

Silver External / Internal Corner Trim

AquaClad PVC & Aluminium Trims




Internal Corner Trim

1 Part Joint Trim

1 Part Edge Trim

External Corner Trim

2 Part Wall / Ceiling Cove Trim



Quadrant Trim

Skirting

Internal Corner Trim*

Edge Trim*

* available in the Chrome and Satin Chrome finish

ProClad PVC Trims



Curved Internal Corner

2 Part Joint Trim

2 Part Edge Trim



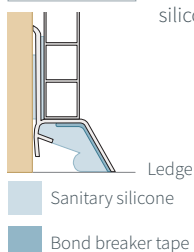
2 Part Trims - only visible component coloured.

External Corner Trim

Cladseal



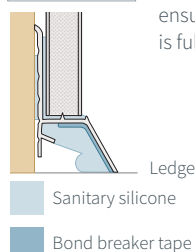
Cladseal is a bath and shower tray sealing system used in conjunction with AquaBord T&G and AquaClad, combining a rigid PVC strip with sanitary silicone.




Panseal



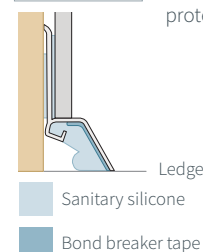
Panseal works in the same way as the Cladseal profile, but with the silicone also applied to the area where the AquaBord Laminate panel sits, ensuring the core of the panel is fully protected.



Sealux



The Sealux profile is suitable for our ProClad panels, as it accepts a thinner profile of board. As with Cladseal, the silicone is concealed and protected inside the trim.



High Power Flexi Bond

Our high grab adhesive is perfect for bonding wall and ceiling cladding. This flexible bond adhesive has a tenacious grab to virtually all substrates. Also doubles up as a durable, waterproof sealant.

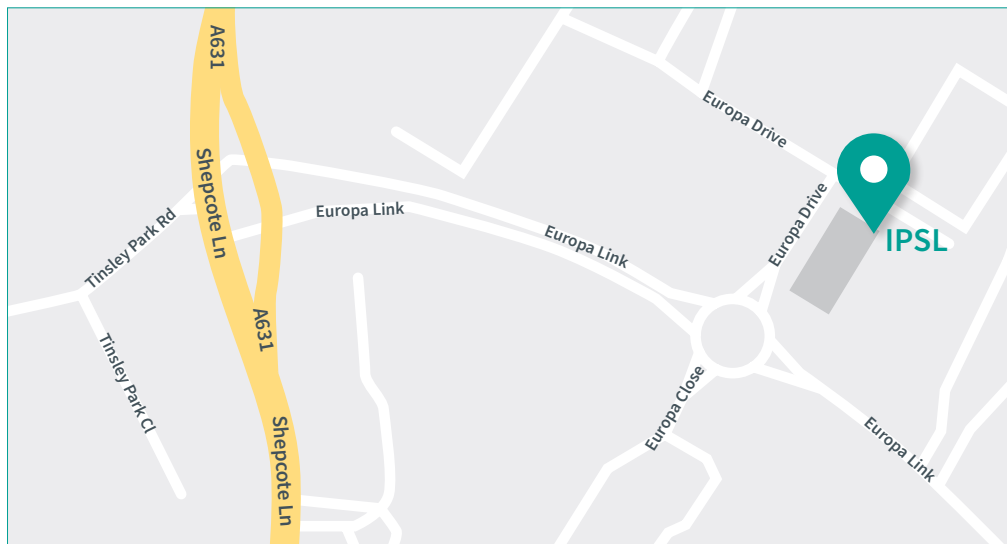


Silicone Sealant

This sealant is available in all the ProClad colours.



How to find our Showroom and Trade Counter



Product	AquaBord T&G	AquaBord Laminate	ProClad	AquaClad	AquaWall
Application	Walls	Walls	Walls	Walls & Ceilings	Walls
Size (w x h)	1000 x 2400 mm	1200 x 2400 mm	1220 x 2440 mm	250 x 2600 mm	650 x 375 mm
Thickness	10 mm	10 mm	2.5 mm	8 mm	5 mm
Solid / Hollow	Hollow	Solid Foam Core	Solid	Hollow	Solid
Tongue & Groove	Yes	No	No	Yes	Yes
Separate Joint Trim	No	Yes	Yes	No	No
Scratch Resistance	Good	Very High	High	Good	High

All images featured in this brochure are representative only.

Whilst care has been taken to reproduce IPSL colours in this brochure, due to limitations in the printing process, the swatches shown may not exactly match actual product.

We recommend viewing actual product samples prior to purchase. A sample product should be checked before installation as errors will not be considered once a project has commenced.

Whilst IPSL has made every attempt to ensure that this information is accurate and reliable at the time of its publication; we cannot accept responsibility for any errors, omissions, inaccuracies or any changes that have occurred since the date of publication or for the results obtained from the use of such information.

October 2019



Interior Panel Systems Limited

The easy DIY
alternative to tiling.

Google 'Trust IPSL' and see what others say about us on Trustpilot.

Why not come and see our showroom:

Unit 1, Shepcote Business Park, Europa Drive, Sheffield, S9 1XT

or call, click or visit:

T: 0114 279 9188 | E: info@interiorpanelsystems.co.uk

www.interiorpanelsystems.co.uk